



LOS ALAMOS  
where discoveries are made


## Los Alamos County 2024 Community Survey - Open To All Residents

Survey Results  
FINAL

10/22/2024



### In which jurisdiction of Los Alamos County do you live?




**Please rate each of the following aspects of quality of life in Los Alamos County.**

| Question   | Excellent | Good | Fair | Poor | Don't know |
|--|-----------|------|------|------|------------|
| Los Alamos County as a place to live             | 37%       | 44%  | 15%  | 4%   | 0%         |
| Your neighborhood as a place to live             | 52%       | 38%  | 7%   | 4%   | 0%         |
| Los Alamos County as a place to raise children   | 44%       | 34%  | 9%   | 3%   | 9%         |
| Los Alamos County as a place to work             | 27%       | 42%  | 21%  | 6%   | 4%         |
| Los Alamos County as a place to visit            | 20%       | 33%  | 27%  | 17%  | 3%         |
| Los Alamos County as a place to retire           | 20%       | 28%  | 26%  | 18%  | 9%         |
| The overall quality of life in Los Alamos County | 27%       | 49%  | 19%  | 5%   | 0%         |
| Sense of community                               | 23%       | 38%  | 29%  | 9%   | 0%         |

Expand all / Collapse all




Los Alamos County as a place to live



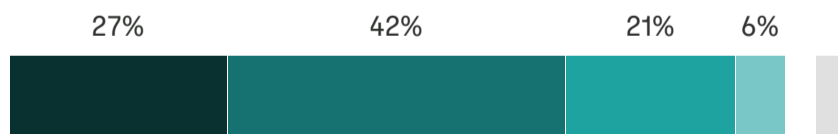
Your neighborhood as a place to live




Los Alamos County as a place to raise children




Los Alamos County as a place to work



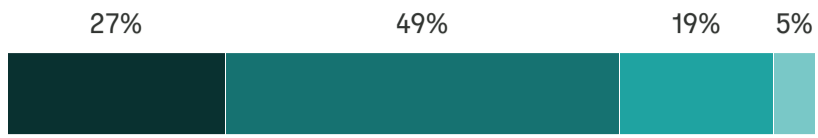
Los Alamos County as a place to visit



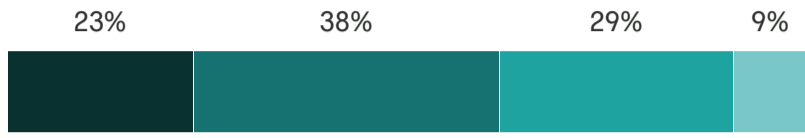
Los Alamos County as a place to retire



The overall quality of life in Los Alamos County



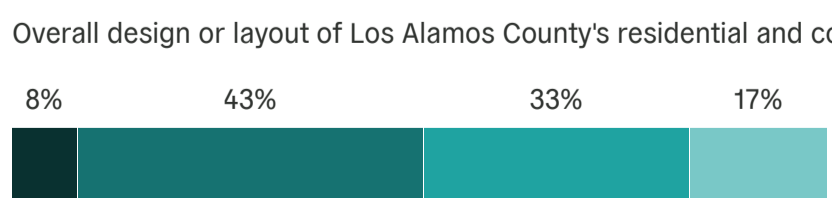
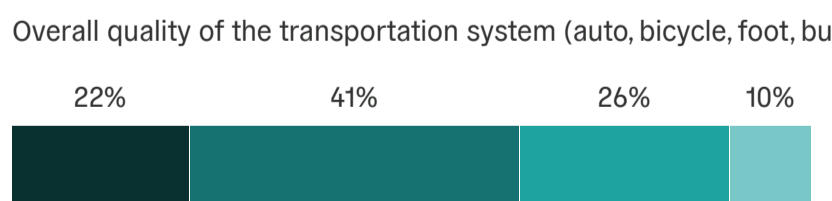
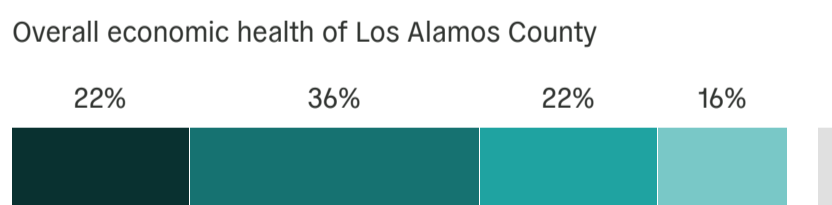
Sense of community



**Please rate each of the following characteristics as they relate to Los Alamos County as a whole.**

| Question  | Excellent | Good | Fair | Poor | Don't know |
|---|-----------|------|------|------|------------|
| Overall economic health of Los Alamos County  | 22%       | 36%  | 22%  | 16%  | 2%         |
| Overall quality of the transportation system (auto, bicycle, foot, bus) in Los Alamos County                                    | 22%       | 41%  | 26%  | 10%  | 1%         |
| Overall design or layout of Los Alamos County's residential and commercial areas (e.g., homes, buildings, streets, parks, etc.) | 8%        | 43%  | 33%  | 17%  | 0%         |
| Overall quality of the utility infrastructure in Los Alamos County (water, sewer, storm water, electric/gas, broadband)         | 14%       | 43%  | 29%  | 13%  | 0%         |
| Overall feeling of safety in Los Alamos County  | 58%       | 34%  | 6%   | 1%   | 0%         |
| Overall quality of natural environment in Los Alamos County   | 59%       | 32%  | 8%   | 0%   | 0%         |
| Overall quality of parks and recreation opportunities   | 37%       | 44%  | 14%  | 5%   | 0%         |
| Overall health and wellness opportunities in Los Alamos County  | 27%       | 38%  | 25%  | 9%   | 1%         |
| Overall opportunities for education, culture, and the arts  | 21%       | 48%  | 21%  | 8%   | 1%         |
| Residents' connection and engagement with their community   | 17%       | 42%  | 26%  | 14%  | 2%         |

**Expand all / Collapse all**



Overall quality of the utility infrastructure in Los Alamos County (water, sewer, storm water, electric/gas, broadband)



Overall feeling of safety in Los Alamos County



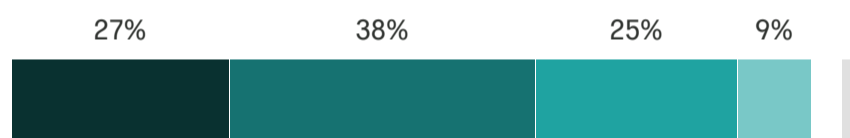
Overall quality of natural environment in Los Alamos County



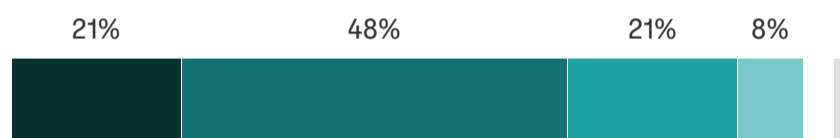
Overall quality of parks and recreation opportunities



Overall health and wellness opportunities in Los Alamos County



Overall opportunities for education, culture, and the arts



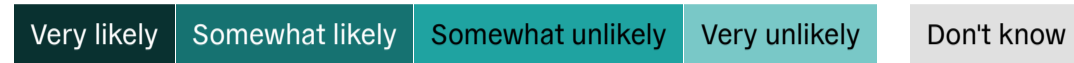
Residents' connection and engagement with their community



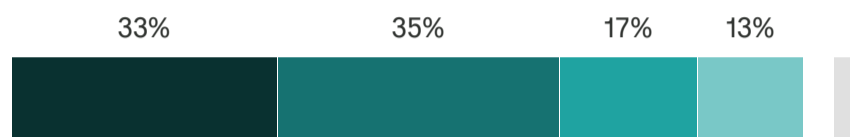
**Please indicate how likely or unlikely you are to do each of the following.**

| Question  | Very likely | Somewhat likely | Somewhat unlikely | Very unlikely | Don't know |
|---|-------------|-----------------|-------------------|---------------|------------|
| Recommend living in Los Alamos County to someone who asks | 33%         | 35%             | 17%               | 13%           | 2%         |
| Remain in Los Alamos County for the next five years       | 60%         | 21%             | 8%                | 10%           | 1%         |

**Expand all / Collapse all**



Recommend living in Los Alamos County to someone who asks



Remain in Los Alamos County for the next five years



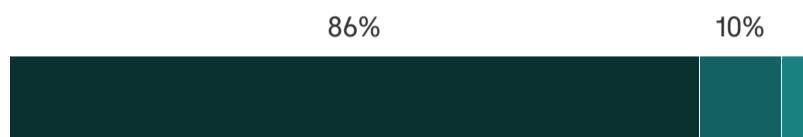
**Please rate how safe or unsafe you feel:**

| Question   | Very safe | Somewhat safe | Neither safe nor unsafe | Somewhat unsafe | Very unsafe | Don't know |
|--|-----------|---------------|-------------------------|-----------------|-------------|------------|
| In your neighborhood during the day                            | 86%       | 10%           | 3%                      | 0%              | 0%          | 0%         |
| In Los Alamos County's downtown/commercial area during the day | 83%       | 13%           | 3%                      | 1%              | 0%          | 0%         |
| From property crime  | 48%       | 39%           | 6%                      | 6%              | 0%          | 0%         |
| From violent crime   | 76%       | 17%           | 5%                      | 1%              | 0%          | 0%         |
| From fire, flood, or other natural disaster                    | 13%       | 46%           | 21%                     | 17%             | 4%          | 0%         |

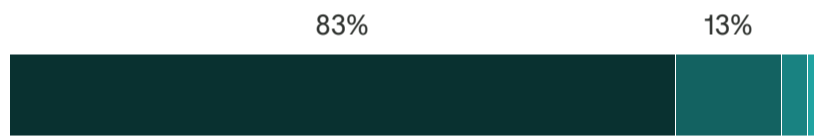
**Expand all / Collapse all**



In your neighborhood during the day



In Los Alamos County's downtown/commercial area during the day



From property crime



From violent crime



From fire, flood, or other natural disaster





**Please rate the job you feel the community does at each of the following.**

| Question  | Excellent | Good | Fair | Poor | Don't know |
|---|-----------|------|------|------|------------|
| Making all residents feel welcome                                       | 16%       | 35%  | 27%  | 18%  | 3%         |
| Attracting people from diverse backgrounds                              | 14%       | 33%  | 25%  | 23%  | 5%         |
| Valuing/respecting residents from diverse backgrounds                   | 17%       | 34%  | 21%  | 21%  | 6%         |
| Taking care of vulnerable residents (elderly, disabled, homeless, etc.) | 10%       | 30%  | 28%  | 22%  | 10%        |


**Expand all / Collapse all**




Making all residents feel welcome



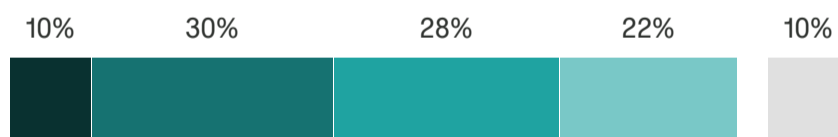
Attracting people from diverse backgrounds



Valuing/respecting residents from diverse backgrounds



Taking care of vulnerable residents (elderly, disabled, homeless, etc.)



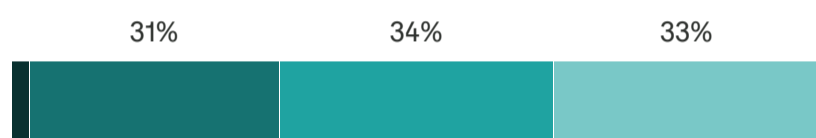
**Please rate each of the following in the community.**

| Question   | Excellent | Good | Fair | Poor | Don't know |
|--|-----------|------|------|------|------------|
| Overall quality of business and service establishments | 2%        | 31%  | 34%  | 33%  | 0%         |
| Variety of business and service establishments         | 1%        | 9%   | 33%  | 57%  | 0%         |
| Vibrancy of downtown/commercial area                   | 1%        | 18%  | 31%  | 50%  | 0%         |
| Employment opportunities                               | 10%       | 23%  | 33%  | 25%  | 9%         |
| Shopping opportunities                                 | 0%        | 5%   | 25%  | 70%  | 0%         |
| Cost of living   | 0%        | 15%  | 30%  | 54%  | 1%         |
| Overall image or reputation                            | 18%       | 40%  | 24%  | 13%  | 4%         |

Expand all / Collapse all



Overall quality of business and service establishments



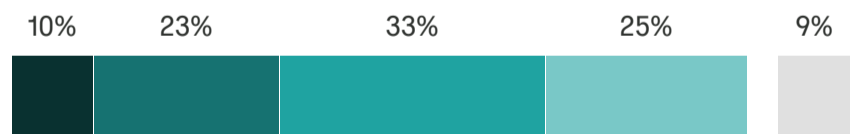
Variety of business and service establishments



Vibrancy of downtown/commercial area



Employment opportunities



Shopping opportunities



Cost of living



Overall image or reputation



**Please also rate each of the following in the community.**

| <b>Question</b>  | <b>Excellent</b> | <b>Good</b> | <b>Fair</b> | <b>Poor</b> | <b>Don't know</b> |
|--|------------------|-------------|-------------|-------------|-------------------|
| Traffic flow on major streets  | 10%              | 43%         | 24%         | 21%         | 0%                |
| Ease of public parking   | 29%              | 44%         | 20%         | 7%          | 0%                |
| Ease of travel by car  | 32%              | 45%         | 20%         | 4%          | 0%                |
| Ease of travel by public transportation                                      | 13%              | 29%         | 25%         | 11%         | 22%               |
| Ease of travel by bicycle  | 9%               | 35%         | 19%         | 13%         | 24%               |
| Ease of walking  | 26%              | 47%         | 19%         | 7%          | 2%                |
| Well-planned residential growth  | 1%               | 13%         | 26%         | 51%         | 9%                |
| Well-planned commercial growth   | 0%               | 4%          | 23%         | 66%         | 8%                |
| Well-designed neighborhoods  | 6%               | 35%         | 34%         | 22%         | 2%                |
| Preservation of the historical or cultural character of the community        | 29%              | 44%         | 19%         | 6%          | 2%                |
| Public places where people want to spend time                                | 24%              | 38%         | 24%         | 13%         | 1%                |
| Variety of housing options   | 1%               | 10%         | 28%         | 58%         | 4%                |
| Availability of affordable quality housing                                   | 0%               | 3%          | 17%         | 76%         | 4%                |
| Overall quality of new development   | 2%               | 12%         | 36%         | 33%         | 17%               |
| Overall appearance   | 8%               | 39%         | 34%         | 17%         | 0%                |
| Cleanliness  | 35%              | 45%         | 15%         | 5%          | 0%                |
| Air quality  | 59%              | 32%         | 7%          | 0%          | 2%                |
| Availability of paths and walking trails                                     | 58%              | 32%         | 7%          | 3%          | 0%                |
| Fitness opportunities (including exercise classes and paths or trails, etc.) | 38%              | 42%         | 15%         | 3%          | 2%                |
| Recreational opportunities   | 43%              | 38%         | 12%         | 6%          | 1%                |
| Availability of affordable quality food                                      | 7%               | 26%         | 36%         | 31%         | 0%                |
| Availability of affordable quality health care                               | 5%               | 23%         | 27%         | 42%         | 2%                |
| Availability of preventive health services                                   | 6%               | 26%         | 29%         | 34%         | 5%                |
| Availability of affordable quality mental health care                        | 2%               | 8%          | 24%         | 38%         | 27%               |
| Opportunities to attend cultural/arts/music activities                       | 23%              | 45%         | 23%         | 8%          | 1%                |
| Community support for the arts   | 28%              | 41%         | 20%         | 5%          | 6%                |
| Availability of affordable quality childcare/preschool                       | 2%               | 10%         | 23%         | 27%         | 38%               |
| K-12 education   | 33%              | 33%         | 14%         | 4%          | 17%               |
| Adult educational opportunities  | 10%              | 34%         | 27%         | 10%         | 19%               |

| Question  | Excellent | Good | Fair | Poor | Don't know |
|---|-----------|------|------|------|------------|
| Sense of civic/community pride  | 18%       | 43%  | 23%  | 12%  | 4%         |
| Neighborliness of residents   | 21%       | 39%  | 30%  | 10%  | 0%         |
| Opportunities to participate in social events and activities                  | 23%       | 44%  | 24%  | 7%   | 2%         |
| Opportunities to attend special events and festivals                          | 27%       | 50%  | 18%  | 4%   | 0%         |
| Opportunities to volunteer  | 31%       | 42%  | 15%  | 3%   | 10%        |
| Opportunities to participate in community matters                             | 21%       | 38%  | 19%  | 14%  | 8%         |
| Openness and acceptance of the community toward people of diverse backgrounds | 17%       | 33%  | 22%  | 17%  | 11%        |

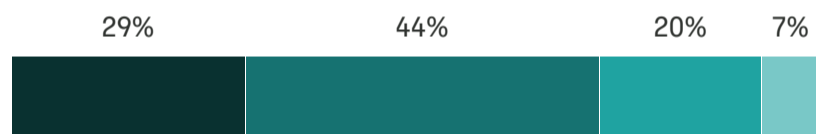
Expand all / Collapse all



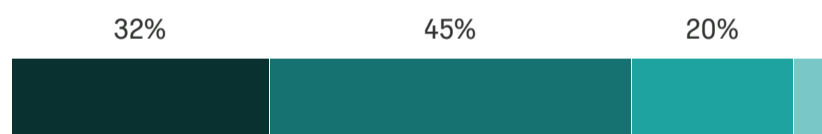
Traffic flow on major streets



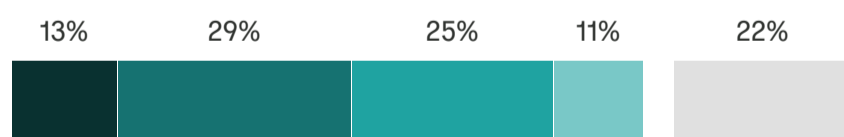
Ease of public parking



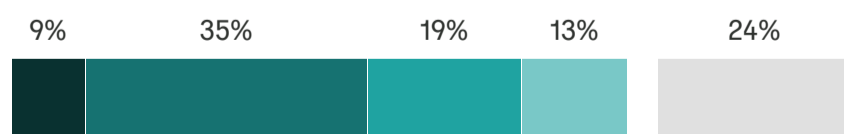
Ease of travel by car



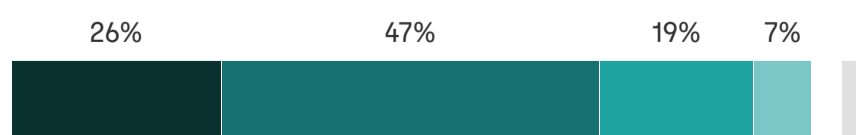
Ease of travel by public transportation



Ease of travel by bicycle



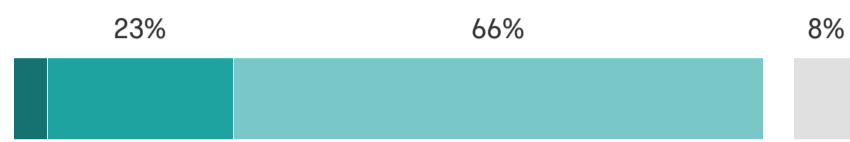
Ease of walking



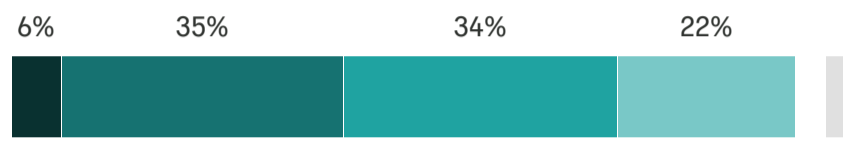
Well-planned residential growth



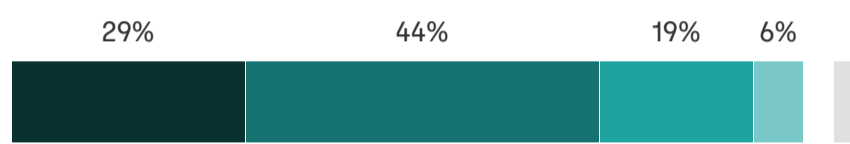
Well-planned commercial growth



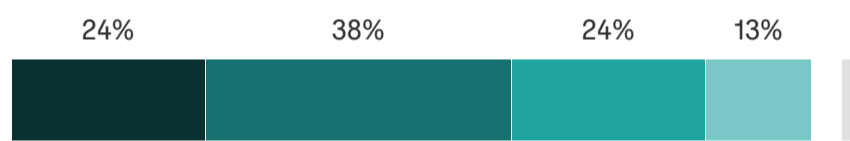
Well-designed neighborhoods



Preservation of the historical or cultural character of the community



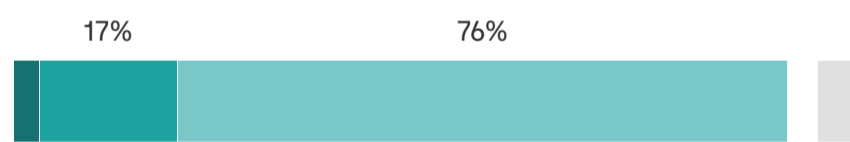
Public places where people want to spend time



Variety of housing options



Availability of affordable quality housing



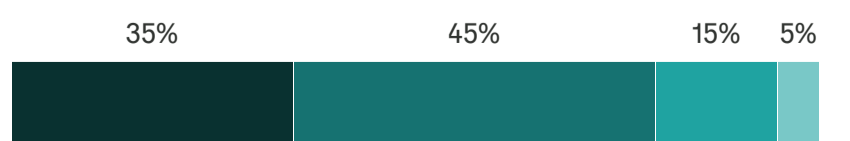
Overall quality of new development



Overall appearance



Cleanliness



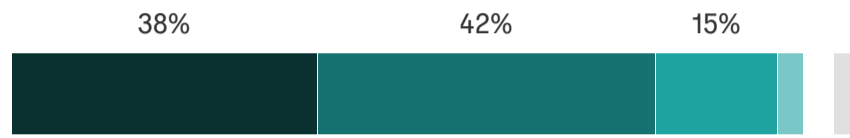
Air quality



Availability of paths and walking trails



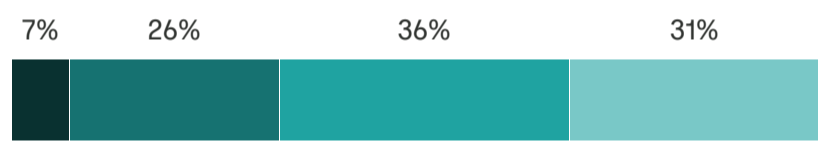
Fitness opportunities (including exercise classes and paths or trails, etc.)



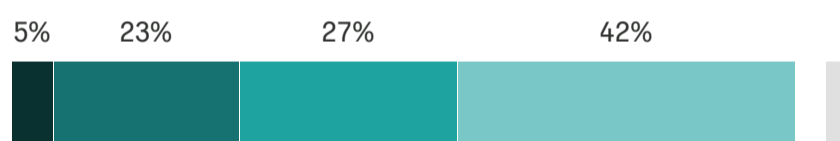
Recreational opportunities



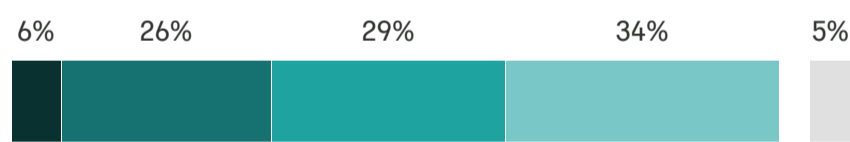
Availability of affordable quality food



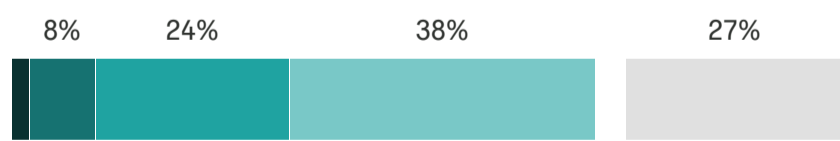
Availability of affordable quality health care



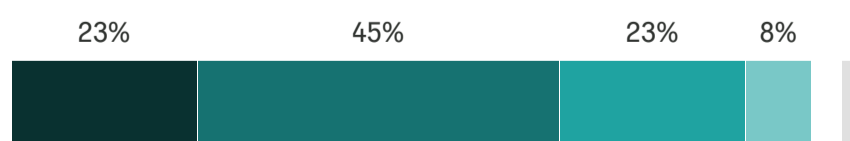
Availability of preventive health services



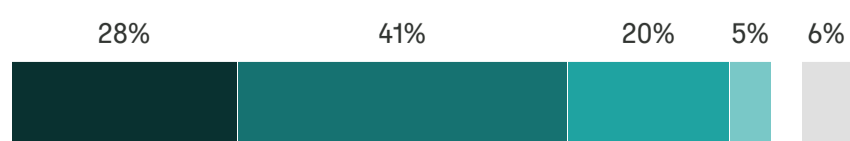
Availability of affordable quality mental health care



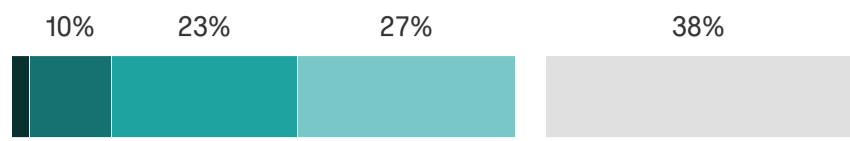
Opportunities to attend cultural/arts/music activities



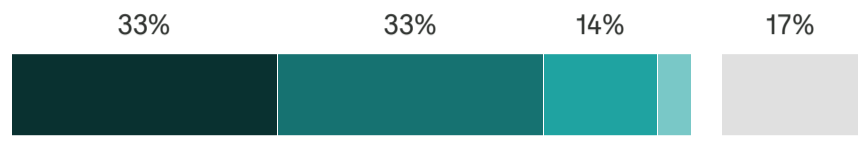
Community support for the arts



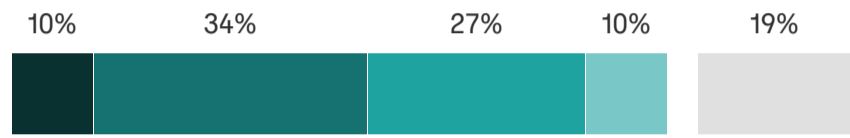
Availability of affordable quality childcare/preschool



K-12 education



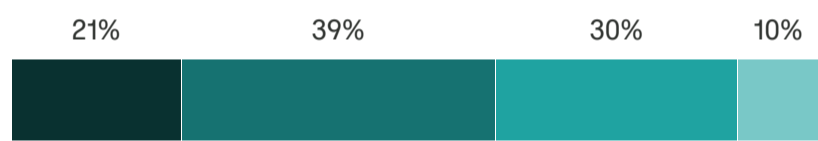
Adult educational opportunities



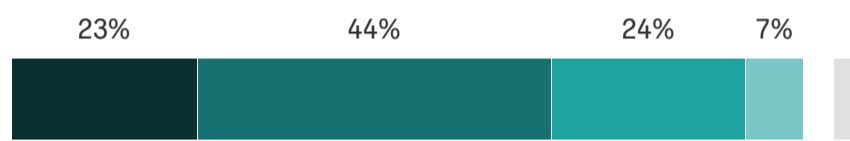
Sense of civic/community pride



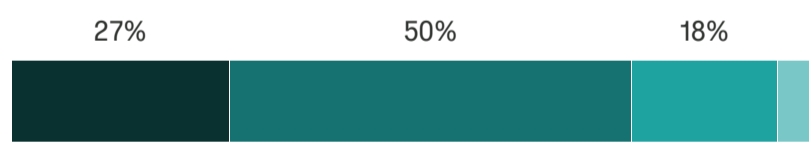
Neighborliness of residents



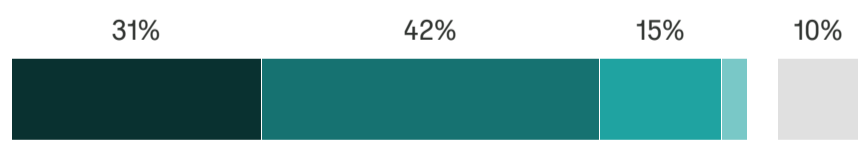
Opportunities to participate in social events and activities




Opportunities to attend special events and festivals




Opportunities to volunteer



Opportunities to participate in community matters



Openness and acceptance of the community toward people of diverse backgrounds







**Please indicate whether or not you have done each of the following in the last 12 months.**

| Question   | No  | Yes |
|--|-----|-----|
| Contacted Los Alamos County (in-person, phone, email, or web) for help or information  | 25% | 75% |
| Contacted Los Alamos County elected officials (in-person, phone, email, or web) to express your opinion  | 64% | 36% |
| Attended a local public meeting (of local elected officials like City Council or County Commissioners, advisory boards, town halls, HOA, neighborhood watch, etc.) | 56% | 44% |
| Watched (online or on television) a local public meeting   | 64% | 36% |
| Volunteered your time to some group/activity in Los Alamos County  | 38% | 62% |
| Campaigned or advocated for a local issue, cause, or candidate   | 74% | 26% |
| Voted in your most recent local election   | 13% | 87% |
| Used bus, rail, subway, or other public transportation instead of driving  | 59% | 41% |
| Carpooled with other adults or children instead of driving alone   | 45% | 55% |
| Walked or biked instead of driving   | 37% | 63% |

**Expand all / Collapse all**

No Yes

Contacted Los Alamos County (in-person, phone, email, or web) for help or information



Contacted Los Alamos County elected officials (in-person, phone, email, or web) to express your opinion



Attended a local public meeting (of local elected officials like City Council or County Commissioners, advisory boards, town halls, HOA, neighborhood watch, etc.)



Watched (online or on television) a local public meeting



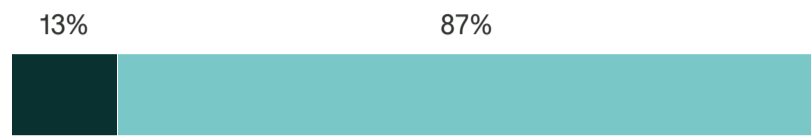
Volunteered your time to some group/activity in Los Alamos County



Campaigned or advocated for a local issue, cause, or candidate



Voted in your most recent local election



Used bus, rail, subway, or other public transportation instead of driving



Carpooled with other adults or children instead of driving alone



Walked or biked instead of driving

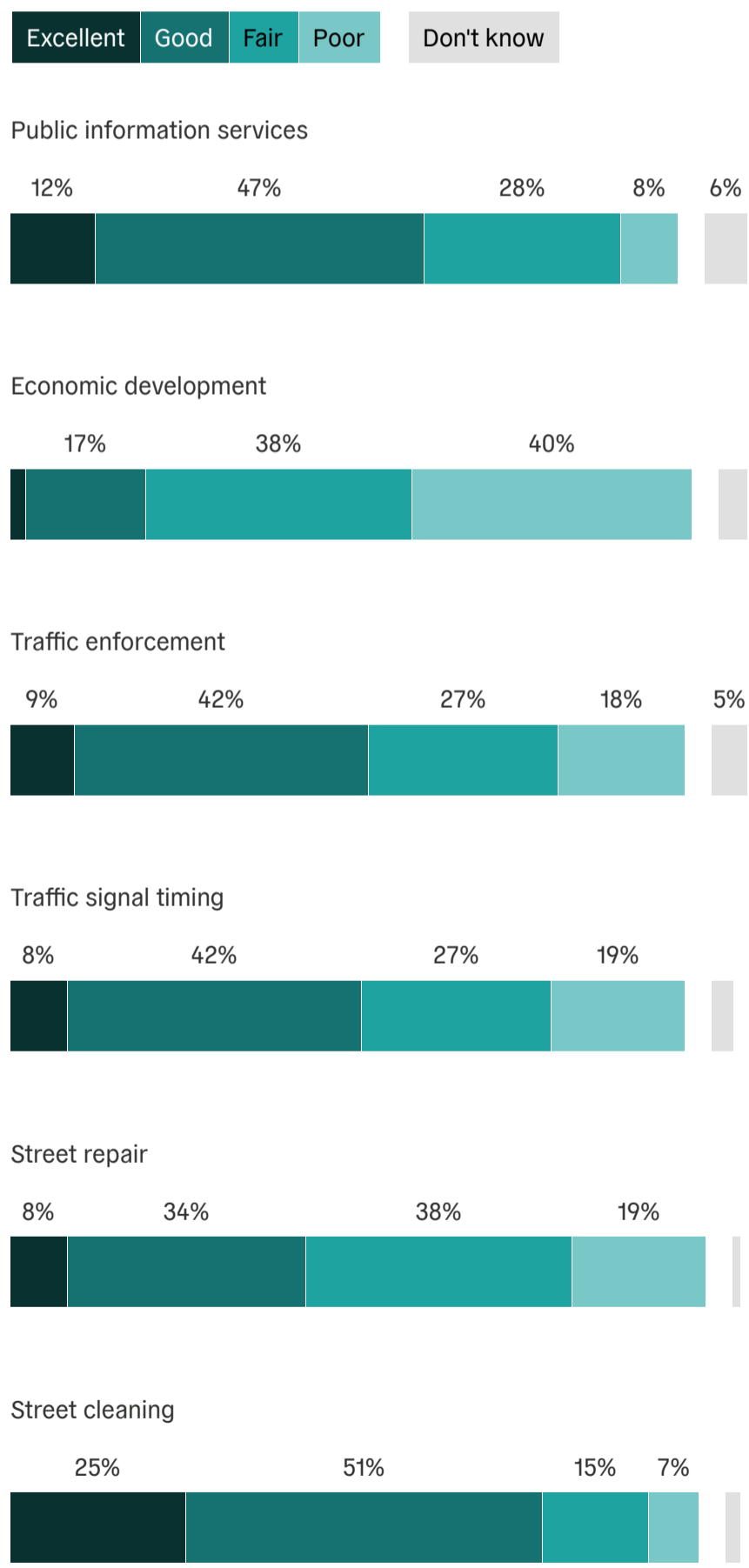


**Please rate the quality of each of the following services in Los Alamos County.**

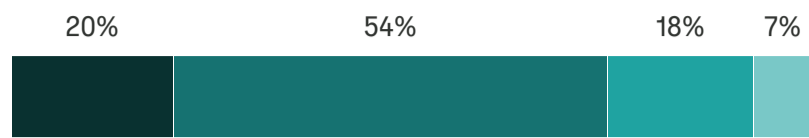
| <b>Question</b>  | <b>Excellent</b> | <b>Good</b> | <b>Fair</b> | <b>Poor</b> | <b>Don't know</b> |
|--|------------------|-------------|-------------|-------------|-------------------|
| Public information services  | 12%              | 47%         | 28%         | 8%          | 6%                |
| Economic development   | 2%               | 17%         | 38%         | 40%         | 4%                |
| Traffic enforcement  | 9%               | 42%         | 27%         | 18%         | 5%                |
| Traffic signal timing  | 8%               | 42%         | 27%         | 19%         | 3%                |
| Street repair  | 8%               | 34%         | 38%         | 19%         | 1%                |
| Street cleaning  | 25%              | 51%         | 15%         | 7%          | 2%                |
| Street lighting  | 20%              | 54%         | 18%         | 7%          | 0%                |
| Snow removal   | 28%              | 43%         | 15%         | 11%         | 2%                |
| Sidewalk maintenance   | 13%              | 39%         | 30%         | 16%         | 2%                |
| Bus or transit services  | 20%              | 35%         | 21%         | 5%          | 20%               |
| Land use, planning, and zoning   | 1%               | 19%         | 29%         | 39%         | 12%               |
| Code enforcement (weeds, abandoned buildings, etc.)  | 6%               | 24%         | 26%         | 31%         | 14%               |
| Affordable high-speed internet access  | 8%               | 26%         | 37%         | 18%         | 10%               |
| Garbage collection   | 50%              | 43%         | 7%          | 1%          | 0%                |
| Drinking water   | 48%              | 42%         | 5%          | 2%          | 3%                |
| Sewer services   | 42%              | 39%         | 10%         | 1%          | 8%                |
| Storm water management (storm drainage, dams, levees, etc.)  | 32%              | 45%         | 8%          | 3%          | 11%               |
| Power (electric and/or gas) utility  | 29%              | 50%         | 14%         | 5%          | 1%                |
| Utility billing  | 24%              | 42%         | 18%         | 13%         | 3%                |
| Police/Sheriff services  | 32%              | 37%         | 14%         | 7%          | 9%                |
| Crime prevention   | 31%              | 37%         | 14%         | 5%          | 14%               |
| Animal control   | 26%              | 36%         | 18%         | 4%          | 17%               |
| Ambulance or emergency medical services  | 38%              | 28%         | 7%          | 2%          | 25%               |
| Fire services  | 50%              | 29%         | 3%          | 1%          | 17%               |
| Fire prevention and education  | 33%              | 39%         | 7%          | 3%          | 17%               |
| Emergency preparedness (services that prepare the community for natural disasters or other emergency situations) | 29%              | 40%         | 14%         | 6%          | 11%               |
| Preservation of natural areas (open space, farmlands, and greenbelts)  | 32%              | 42%         | 13%         | 7%          | 6%                |
| Los Alamos County open space   | 36%              | 37%         | 18%         | 2%          | 7%                |
| Recycling  | 30%              | 44%         | 18%         | 4%          | 3%                |

| Question  | Excellent | Good | Fair | Poor | Don't know |
|---|-----------|------|------|------|------------|
| Yard waste pick-up  | 36%       | 45%  | 12%  | 2%   | 5%         |
| County parks  | 34%       | 46%  | 16%  | 3%   | 1%         |
| Recreation programs or classes  | 17%       | 36%  | 18%  | 7%   | 22%        |
| Recreation centers or facilities  | 23%       | 33%  | 25%  | 8%   | 11%        |
| Health services   | 8%        | 29%  | 31%  | 25%  | 8%         |
| Public library services   | 62%       | 28%  | 5%   | 1%   | 3%         |
| Overall customer service by Los Alamos County employees (police, receptionists, 26% planners, etc.) |           | 46%  | 21%  | 5%   | 2%         |

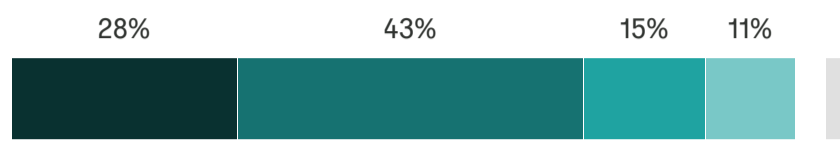
Expand all / Collapse all



Street lighting



Snow removal



Sidewalk maintenance



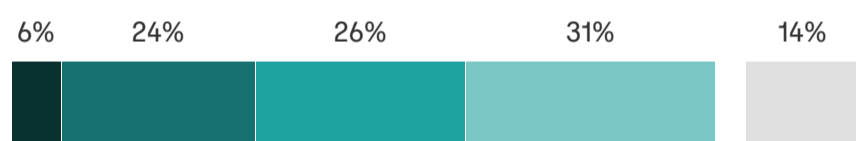
Bus or transit services



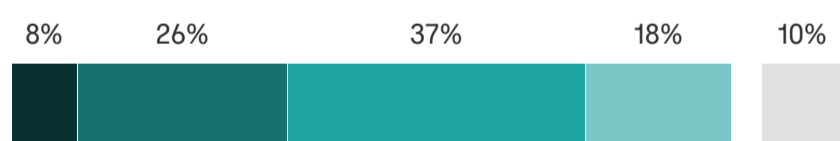
Land use, planning, and zoning




Code enforcement (weeds, abandoned buildings, etc.)



Affordable high-speed internet access



Garbage collection



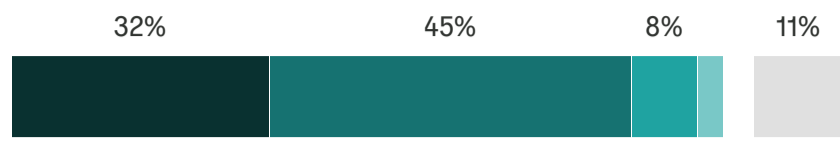
Drinking water



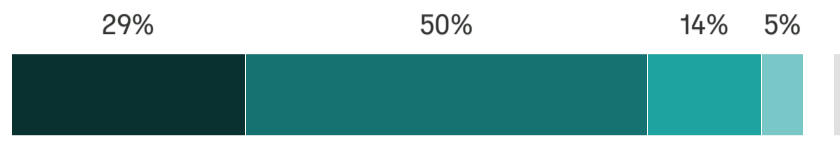
Sewer services



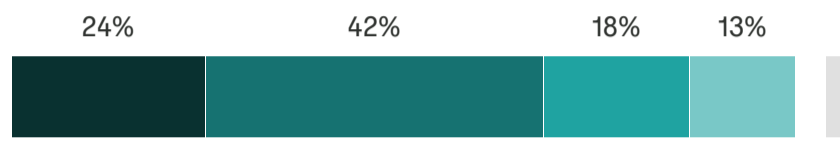
Storm water management (storm drainage, dams, levees, etc.)



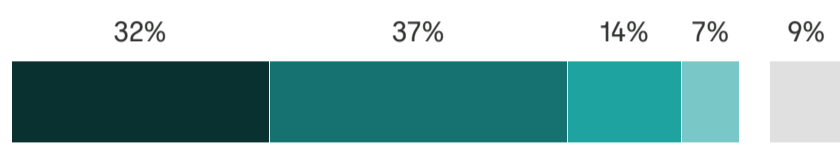
Power (electric and/or gas) utility



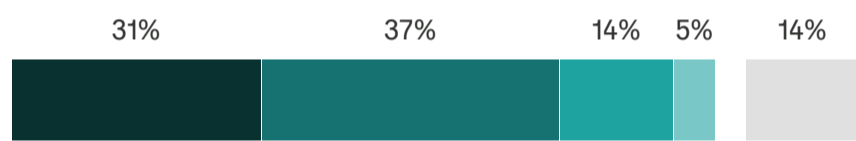
Utility billing



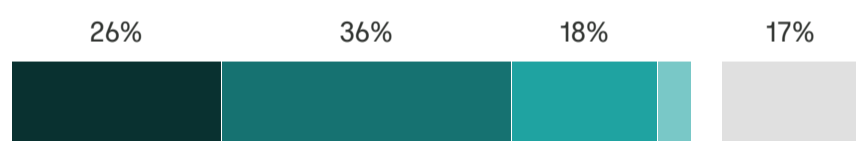
Police/Sheriff services



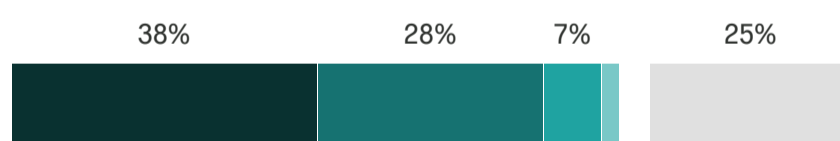
Crime prevention



Animal control



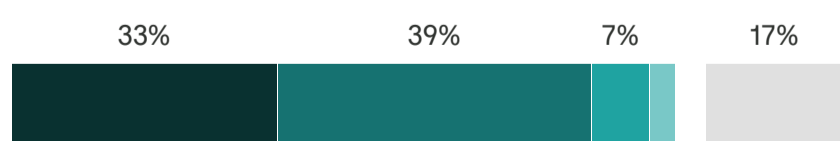
Ambulance or emergency medical services



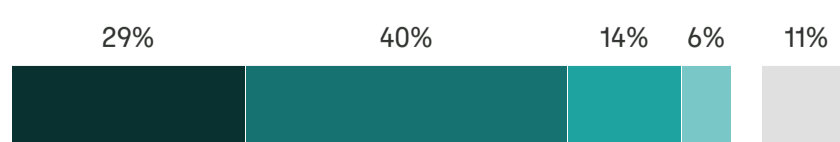
Fire services



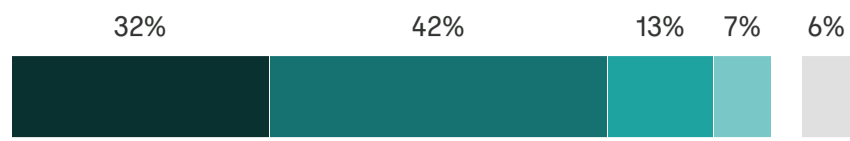
Fire prevention and education



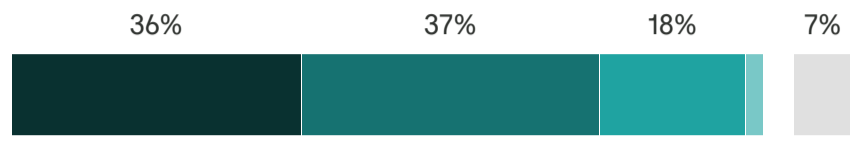
Emergency preparedness (services that prepare the community for natural disasters or other emergency situations)



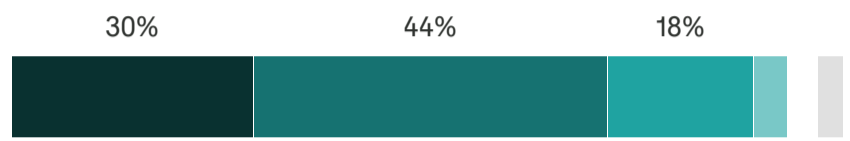
Preservation of natural areas (open space, farmlands, and greenbelts)



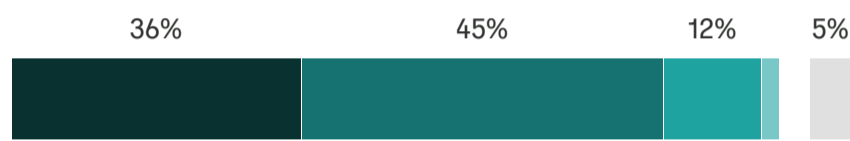
Los Alamos County open space



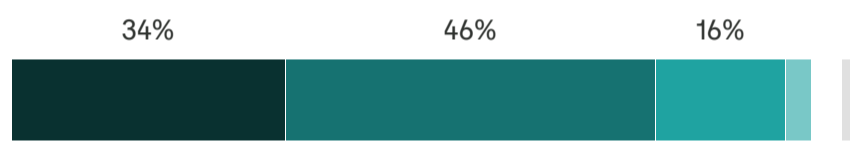
Recycling




Yard waste pick-up



County parks



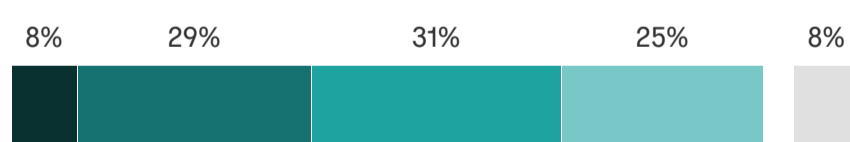
Recreation programs or classes



Recreation centers or facilities



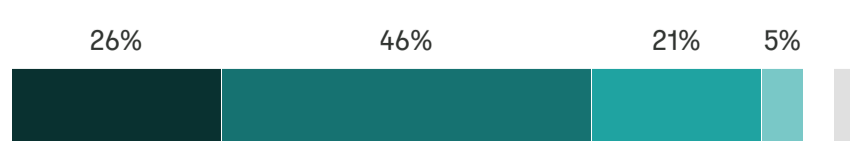
Health services



Public library services



Overall customer service by Los Alamos County employees (police, receptionists, planners, etc.)







**Please rate the following categories of Los Alamos County government performance.**

| Question   | Excellent | Good | Fair | Poor | Don't know |
|--|-----------|------|------|------|------------|
| The value of services for local taxes                                | 24%       | 27%  | 27%  | 18%  | 3%         |
| The overall direction that the County government is taking           | 8%        | 23%  | 29%  | 33%  | 7%         |
| The job the County government does at welcoming resident involvement | 10%       | 23%  | 25%  | 30%  | 11%        |
| Overall confidence in County government                              | 8%        | 23%  | 27%  | 40%  | 2%         |
| Acting in the best interest of the community                         | 8%        | 21%  | 27%  | 39%  | 5%         |
| Being honest   | 10%       | 22%  | 28%  | 32%  | 8%         |
| Being open and transparent to the public                             | 8%        | 24%  | 25%  | 37%  | 7%         |
| Informing residents about issues facing the community                | 9%        | 28%  | 30%  | 28%  | 5%         |
| Treating all residents fairly  | 7%        | 27%  | 21%  | 31%  | 14%        |
| Treating residents with respect                                      | 12%       | 33%  | 22%  | 22%  | 11%        |

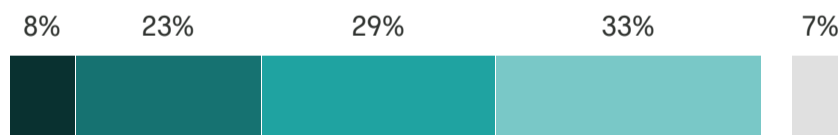
**Expand all / Collapse all**



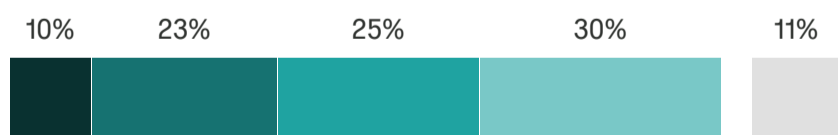
The value of services for local taxes



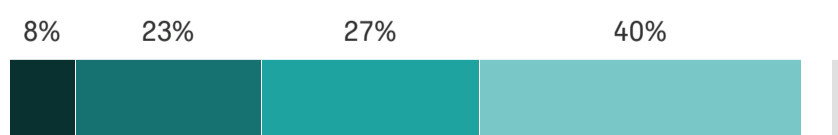
The overall direction that the County government is taking



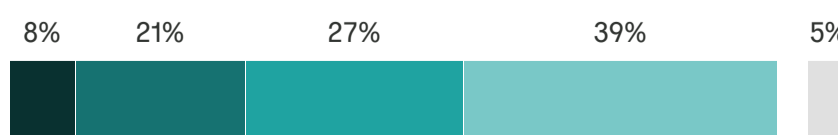
The job the County government does at welcoming resident involvement



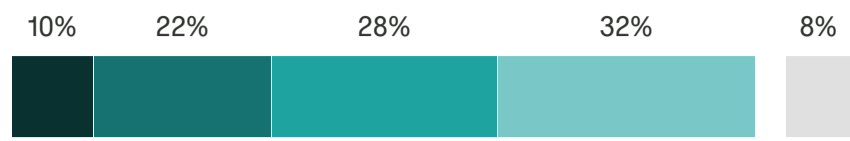
Overall confidence in County government



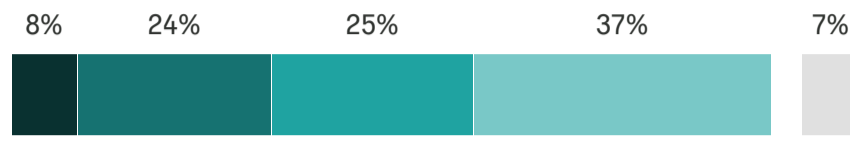
Acting in the best interest of the community



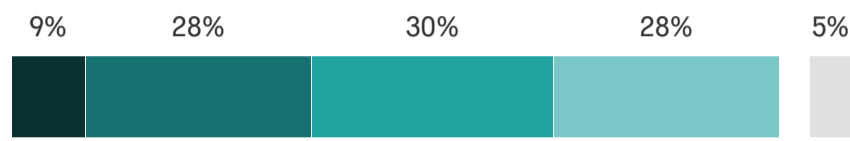
Being honest



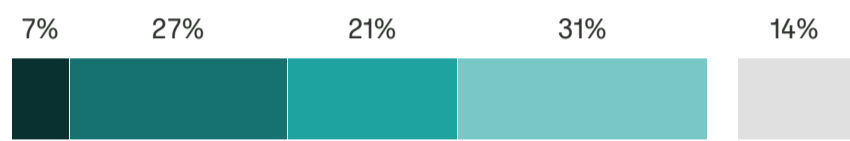
Being open and transparent to the public



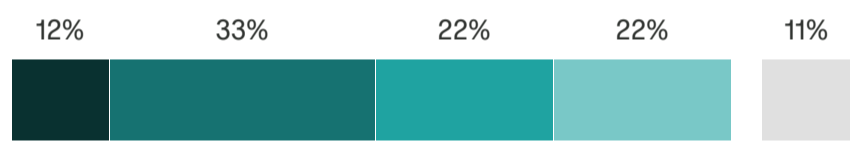
Informing residents about issues facing the community



Treating all residents fairly



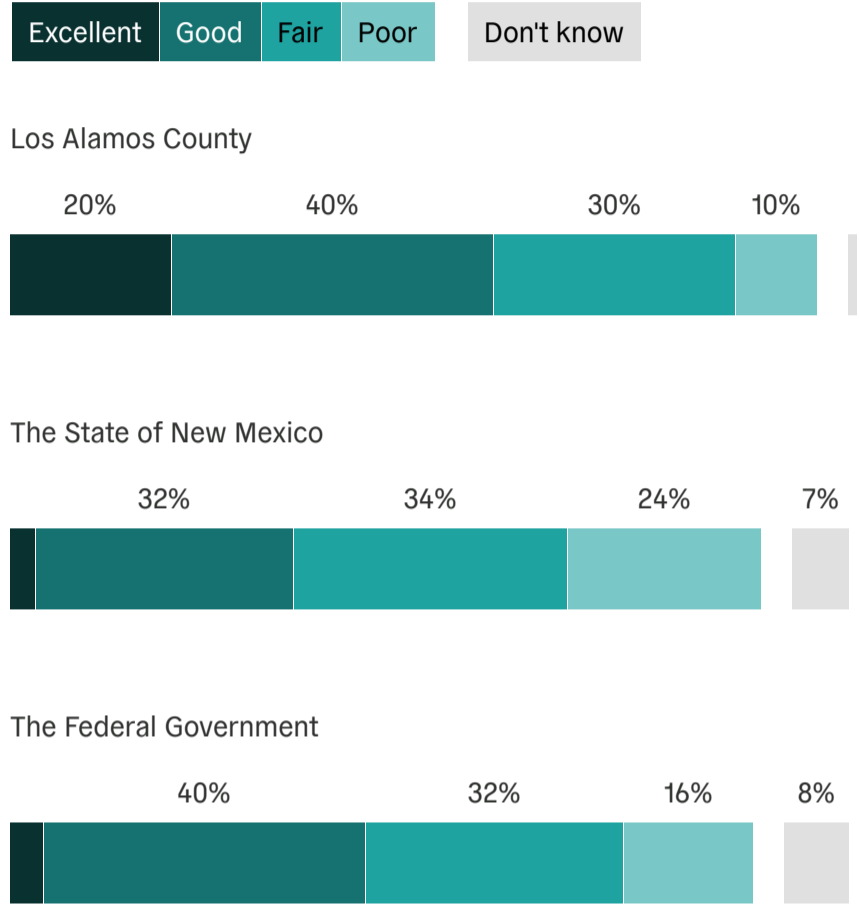
Treating residents with respect



**Overall, how would you rate the quality of the services provided by each of the following?**

| Question                | Excellent | Good | Fair | Poor | Don't know |
|-------------------------|-----------|------|------|------|------------|
| Los Alamos County       | 20%       | 40%  | 30%  | 10%  | 1%         |
| The State of New Mexico | 3%        | 32%  | 34%  | 24%  | 7%         |
| The Federal Government  | 4%        | 40%  | 32%  | 16%  | 8%         |

Expand all / Collapse all



Please rate how important, if at all, you think it is for the community to focus on each of the following in the coming two years.

| Question  | Essential | Very important | Somewhat important | Not at all important |
|---|-----------|----------------|--------------------|----------------------|
| Overall economic health   | 50%       | 37%            | 13%                | 0%                   |
| Overall quality of the transportation system (auto, bicycle, foot, bus)                                     | 26%       | 41%            | 30%                | 3%                   |
| Overall design or layout of residential and commercial areas (e.g., homes, buildings, streets, parks, etc.) | 29%       | 39%            | 26%                | 6%                   |
| Overall quality of the utility infrastructure (water, sewer, storm water, electric/gas, broadband)          | 50%       | 36%            | 13%                | 0%                   |
| Overall feeling of safety   | 41%       | 36%            | 17%                | 6%                   |
| Overall quality of natural environment  | 39%       | 36%            | 22%                | 3%                   |
| Overall quality of parks and recreation opportunities   | 27%       | 46%            | 25%                | 1%                   |
| Overall health and wellness opportunities   | 37%       | 36%            | 24%                | 2%                   |
| Overall opportunities for education, culture, and the arts  | 21%       | 38%            | 35%                | 5%                   |
| Residents' connection and engagement with their community   | 21%       | 44%            | 31%                | 4%                   |

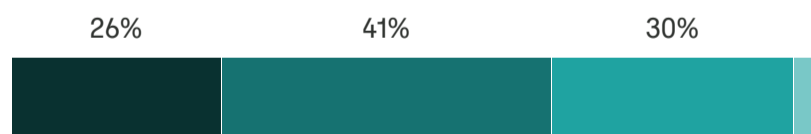
Expand all / Collapse all



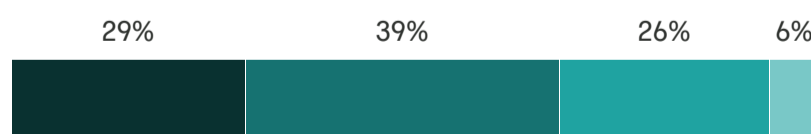
Overall economic health



Overall quality of the transportation system (auto, bicycle, foot, bus)




Overall design or layout of residential and commercial areas (e.g., homes, buildings, streets, parks, etc.)



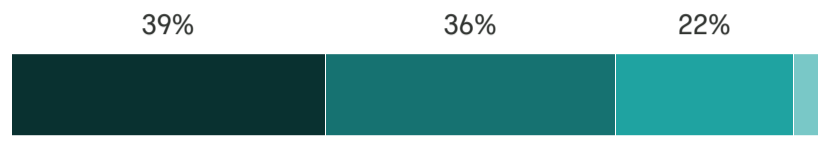
Overall quality of the utility infrastructure (water, sewer, storm water, electric/gas, broadband)



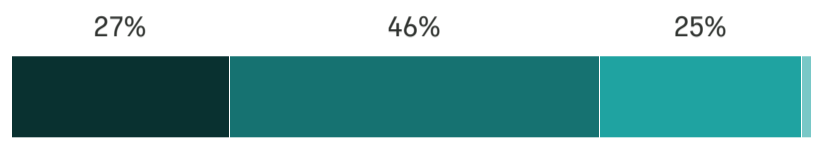
Overall feeling of safety



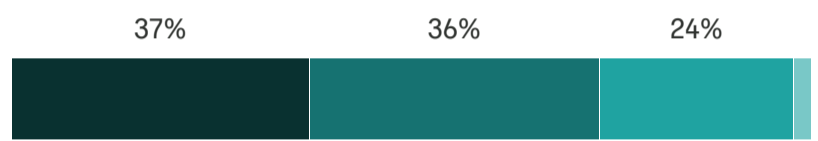
Overall quality of natural environment



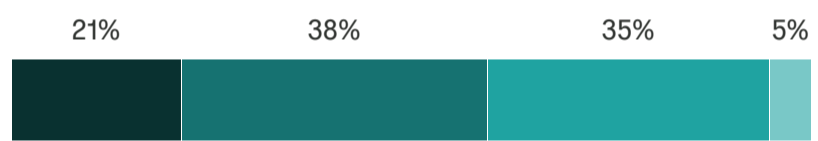
Overall quality of parks and recreation opportunities



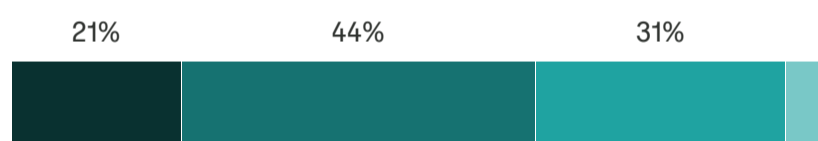
Overall health and wellness opportunities



Overall opportunities for education, culture, and the arts



Residents' connection and engagement with their community



### Quality of Governance

| Question   | High priority | Medium priority | Low priority | Not a priority |
|--|---------------|-----------------|--------------|----------------|
| Communication and engagement                     | 63%           | 34%             | 3%           | 0%             |
| Intergovernmental, Tribal and regional relations | 34%           | 48%             | 14%          | 4%             |
| Fiscal stewardship                               | 72%           | 23%             | 5%           | 0%             |

Expand all / Collapse all



Communication and engagement



Intergovernmental, Tribal and regional relations



Fiscal stewardship



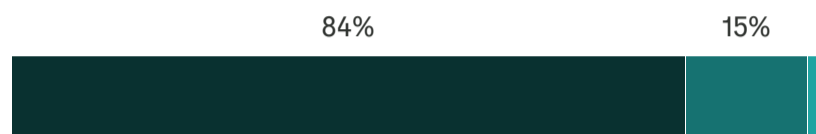
### Operational Excellence

| Question                                   | High priority | Medium priority | Low priority | Not a priority |
|--|---------------|-----------------|--------------|----------------|
| Effective, efficient and reliable services | 84%           | 15%             | 1%           | 0%             |
| Infrastructure asset management            | 66%           | 32%             | 2%           | 0%             |
| Employee recruitment and retention         | 46%           | 42%             | 10%          | 2%             |

Expand all / Collapse all



Effective, efficient and reliable services



Infrastructure asset management



Employee recruitment and retention

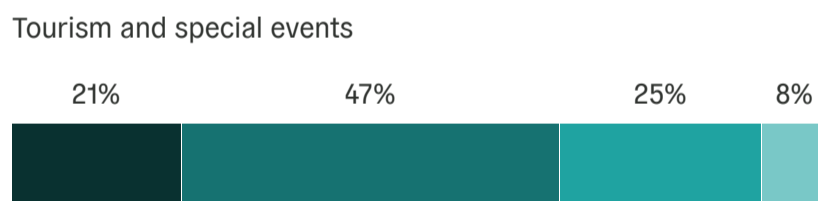
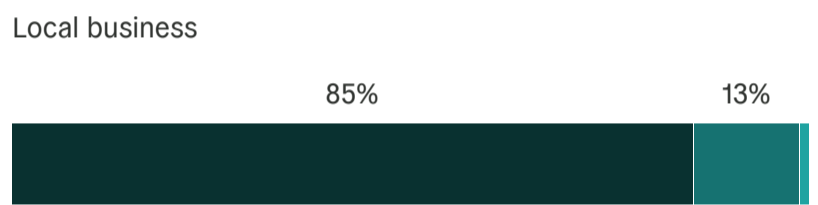




### Economic Vitality

| Question                   | High priority | Medium priority | Low priority | Not a priority |
|----------------------------|---------------|-----------------|--------------|----------------|
| Housing                    | 72%           | 22%             | 5%           | 1%             |
| Local business             | 85%           | 13%             | 1%           | 0%             |
| Downtown revitalization    | 59%           | 30%             | 9%           | 2%             |
| Tourism and special events | 21%           | 47%             | 25%          | 8%             |
| Community broadband        | 45%           | 33%             | 17%          | 5%             |

Expand all / Collapse all



### Quality of Life

| Question                                       | High priority | Medium priority | Low priority | Not a priority |
|--|---------------|-----------------|--------------|----------------|
| Health, wellbeing and social services          | 62%           | 34%             | 3%           | 1%             |
| Diversity, equity and inclusivity              | 34%           | 35%             | 16%          | 15%            |
| Mobility                                       | 35%           | 50%             | 14%          | 1%             |
| Educational, historical and cultural amenities | 26%           | 54%             | 16%          | 4%             |
| Open space, parks and recreation               | 45%           | 45%             | 9%           | 1%             |
| Public safety                                  | 66%           | 25%             | 7%           | 2%             |

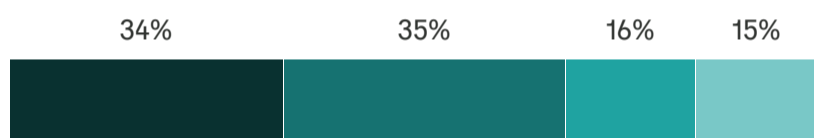
Expand all / Collapse all



Health, wellbeing and social services



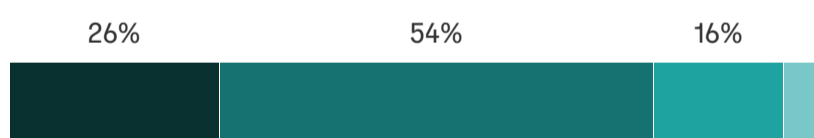
Diversity, equity and inclusivity



Mobility



Educational, historical and cultural amenities



Open space, parks and recreation




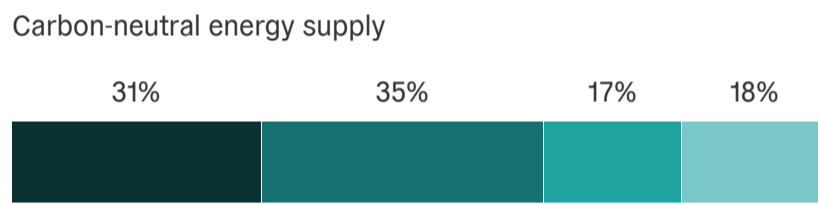
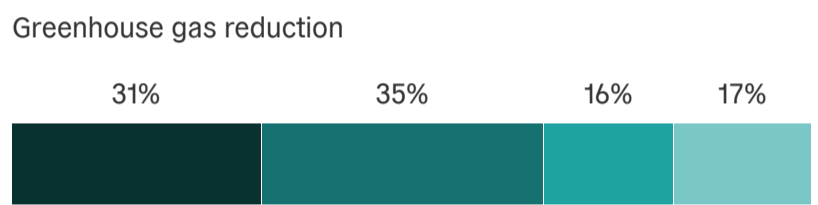
Public safety



## Environmental Stewardship

| Question                     | High priority | Medium priority | Low priority | Not a priority |
|------------------------------|---------------|-----------------|--------------|----------------|
| Natural resource protection  | 57%           | 34%             | 5%           | 4%             |
| Greenhouse gas reduction     | 31%           | 35%             | 16%          | 17%            |
| Carbon-neutral energy supply | 31%           | 35%             | 17%          | 18%            |
| Water conservation           | 60%           | 32%             | 6%           | 3%             |
| Waste management             | 42%           | 48%             | 9%           | 1%             |

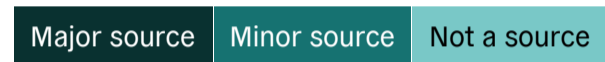
Expand all / Collapse all



Please rate how much of a source of information about Los Alamos County, if at all, each of the following have been for your household over the past 12 months.

| Question  | Major source | Minor source | Not a source |
|---|--------------|--------------|--------------|
| Traditional media (print and online news sources, television, radio)                | 55%          | 34%          | 11%          |
| Social media platforms (Facebook, Instagram, Nextdoor, X, Threads, BlueSky, TikTok) | 43%          | 36%          | 20%          |
| Utility bill inserts  | 20%          | 47%          | 33%          |
| E-newsletters (County Line, DPU Scoop, Bottom Line, Library News)                   | 26%          | 42%          | 32%          |
| Los Alamos County website (losalamosnm.us)  | 24%          | 58%          | 18%          |
| Public meetings   | 12%          | 43%          | 45%          |
| Other   | 10%          | 30%          | 60%          |

Expand all / Collapse all



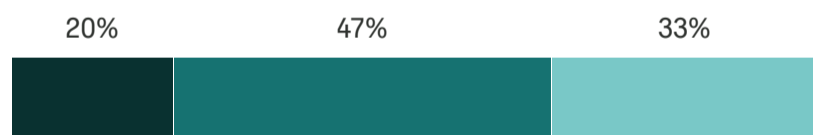
Traditional media (print and online news sources, television, radio)



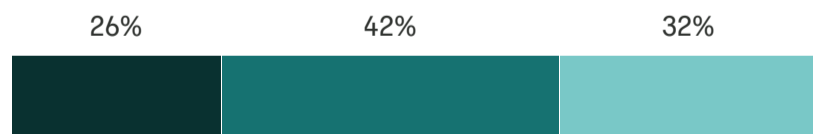
Social media platforms (Facebook, Instagram, Nextdoor, X, Threads, BlueSky, TikTok)



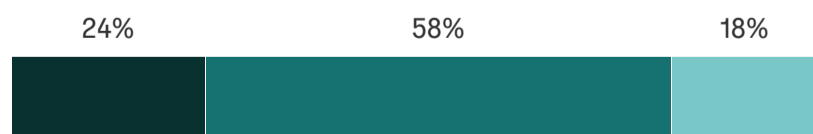
Utility bill inserts



E-newsletters (County Line, DPU Scoop, Bottom Line, Library News)



Los Alamos County website (losalamosnm.us)



Public meetings



Other



**If you selected "other," what is the source of information that you're referring to?**

## Thinking about the next few years, what is ONE CAPITAL IMPROVEMENT PROJECT you would like the County to pursue?

New development

Repairing the water lines in White Rock, there has not been a single year that has gone by without multiple water main breaks.

Revitalize old cbfox and old smiths!

Make use of unused commercial property spaces in town

Bury the utility lines and take down the unsightly poles.

Use downtown area to bring new businesses

Replace old infrastructure. My street has pipes put in around 1980. They break and only get repaired.

upgrade broadband infrastructure

More/better space for kids sports

A better hospital!!!! A community owned, not for profit healthcare center. Our current healthcare choices are a PITIFUL shame when considering how completely awesome this community is.

Find a way to reduce or eliminate the chemicals in the water that stain toilets, sinks, tubs and appliances. Reverse osmosis or other solution? One would think with LANL in the community, some engineer would be able to come up with a solution.

Time of vacant real estate needs to be filled

Broadband service

fewer empty commercial buildings

reliable utilities (including broadband) by upgrading infrastructure and burying electrical and communication cables

Community Broadband Network

revitalizing the downtown - businesses and restaurants

Convert vacant commercial property to affordable housing use (apartments, townhomes), to include dedicated rental properties for people on 1-2 year assignments at LANL

I would prefer the County pursue local solar energy production, so that ownership of the power grid is locally owned and operated.

Invest in a modern grid prepared for residential solar so "the grid can't handle it" will no longer be an excuse

The county already has an amazing number of capital improvement projects. I can't think of any new ones.

Focus on increasing density in an areas where infrastructure already exists and improve the existing infrastructure.

Capital improvements are being decided well by the county government, keep up the great work, no opinion otherwise

Downtown community feel in White Rock

Improve the trails for hiking and biking.

Add back all the lanes you took out and add more. Stop limiting vehicle traffic. Design roadways that support around town and egress from town.

ensure clean water

Less spending on stupid art projects that do not benefit the community as a whole like the stupid mural at the golf course.

More investment in maintenance of golf course, pool, and skating rink.

Water to ski area

Do not know what a capital improvement project is

Work WITH new restaurants, not against them. There are THOUSANDS of people that live here over the weekend that need a different option than going off the Hill. We need PRIME restaurant opportunities.

Revitalize downtown

Transit centers in LA and WR

We need more small businesses and shopping

None. The County should focus on protecting and maintaining what it already has.

More stores

Adding stop signs to central around the park instead of pedestrian signs. Cars don't stop. Cars also nonstop run the trinity/oppenheimer light.

Better playgrounds for the kids

I would like the county to focus on making any project less ugly.

OPEN up Central for Bikes w/o "Bump-outs" and DO NOT pursue a Trinity "road diet"

Recreation opportunities including more variety of small businesses that support that for kids and teens (and all ages for that matter)

more single family homes

Broadband

Ski Mountain Fire Water Line

Road expansion into and out of Los Alamos & Housing

Start/finish the recreation center by the middle school

Social services hub

Building to house social services

Roads

Rebuild the main road to White Rock for auto and bike traffic safety.

Add bike lanes to the 4

Please have builders make actual affordable housing for single people. Also please encourage current apartment owners to upgrade their buildings and keep rent down. Young people cannot afford to stay in this county any longer. New apartments are \$2500/month? Seriously? The County felt this was a good idea? Shows how out of touch the wealthy people are around here.

Community Broadband

Heated public bathrooms on every mesa and park.

community broadband

Relocate Transit Center to an area in the downtown

Enforce city rules on owners of derelict properties, tow abandoned cars, etc.

Broadband for all

Negotiate state road 4 repairs from truck route to Rover Blvd with San Indelphonso Pueblo.

Additional bus drivers to increase frequency of busses and increase ridership

Downtown business districts

Recreational opportunities for teens - e.g., BMX track, rec center a la Genoveva Chavez, etc.

Either knock down empty buildings downtown or move businesses in. Don't let them sit empty.

Improve Urban and Western area parks with real playgrounds that aren't embarrassingly crappy.

Shopping area in White Rock zoned for retail only-no lab rental

Improved medical facilities

Affordable Housing

Biking trail

White Rock needs more green space and/ or a park

reduce cip funds and lower taxes

Stop the work on the golf course. Biggest waste of re sources that serves a sliver of the population.

Revitalize the Los Alamos Downtown area.

Upgrading of electrical infrastructure to permit electrification of homes/businesses and reduce/eliminate natural gas use.

Kick the Lab out of White Rock and the townsite, and revitalize retail in those areas, instead of enriching slumlords.

Use of unused commercial buildings; fill them, tear them down and use for other purposes.

RV Parking Lots to get RVs out of residential areas

Gym at Los Alamos Middle School and housing on North Mesa

Gym Space

A nice wide hiking/walking/biking paved path around los alamos connecting with white rock

Revitalize While Rock. Bring back life and strength to our community.

build a foot bridge across Trinity near Ashley Pond (like the ones near the high school)

Repair sidewalks

Alternate route off the hill

Community center with more fitness opportunities

Roads

Finding natural solutions that address and prioritize long-term environmental challenges 🌳 solar solutions, planting trees, etc

better public transportation

Purchase and upgrade CB Fox Building for retail

Bringing shopping more food options to downtown

None

Improve water, sewer infrastructure to avoid broken pipes and valves

Build an Innovation Hub or Business Incubator within an Industrial Park on DP Road partnering with UNM-LA (and giving them major space).

Diverse, self healing broadband. The entire town shouldn't go down when a dump truck takes out a line in Santa Fe.

Maintain quality natural grass fields on North Mesa and Overlook.

Something done with the old Hilltop House property at the entrance to town

I would love to see more commercial shopping opportunities in Los Alamos. With the closure of Bealls, CB Fox, and many smaller shops over time (I'm a long time resident and still mourn the demise of the Hobby Shop) there are few places other than Smith's to pick up a gift for a friend, or a new outfit for a party. At least CB Fox had furniture, so that was a plus. I'm older and find it difficult to drive off the hill to shop for things like clothing and furniture.

A new route in and out of the county

Improvement--remove or fill the empty business spaces

Downtown blight

None - reduce budget/headcount

Allowing more businesses to open

Bury electrical and communication cables

Fix roads faster

Affordable housing

We need to invest in Art and Culture- An Art Center, Art Museum, or Performance Space. Recreation is fully funded by LAC (golf, swimming, ice-rink, parks), but the arts are not fully funded. County contracts are not sufficient and the space for the arts is old and needs to be improved. For some people, the arts are recreation and a way to connect with their community. Why are all of the arts (music, theater, art classes, art shows) left out of being fully funded? I feel so sorry for our music organizations who have no space. We have an amazing Big Band, Community Winds, and Los Alamos Symphony, but no real performance space for them to play. I would like more balance in the funding designated for recreation vs. art/culture.

Paving central

There isn't a community without more shops and restaurants — meeting spaces! Los Alamos doesn't have one and White Rock certainly it doesn't have one. It's lonely to live here.

Do the daily helicopter trips suggest there are services that the LA Medical Center might be improved to provide broader care? (I don't know what the relationship is between the County and the Medical Center.)

A Cultural Arts Center (performing; visual; hands-on). We've been trying for 70 years -- it's never a priority. This would engage young people with activities. This would attract visitors (like the Santa Fe Opera House that showcases and expands summer shows, visitation and activity) - ours could be year-round. It brings in dollars and supports local businesses. It should be a gathering place for local residents, a teaching-the-arts place for kids and a show-piece to visitors. It should be at the entrance to town for convenience of visitors and White Rock residents.

Some real low income housing

Middle School Teen Center finally

More paved bike trails, not near cars

Work with YMCA for joint recreational facility

More businesses. Stop people from shopping in espanola or Santa fe

Affordable housing

Community auditorium

Upgrade White Rock roads and infrastructure like you do Los Alamos. White Rock is forgotten by the county

Multi-use apartment buildings downtown



Fix the roads, they stink!

Recreation, trails, small businesses

Ski hill water line

Reducing fire risk through canyons surrounding neighborhoods.

Place all overhead electrical lines underground.

Community center for White Rock like the GCCC in Santa Fe

Support existing projects

Streets & sidewalks in Denver Steel Area.

Indoor tennis courts

We need a full-blown community center with a real pool and options for toddlers. Look at literally any city in Colorado as a guide.

Fix the ice rink so it serves the community (cover, parking and bigger facilities)

shade on north mesa open area near dog park

Support local businesses and give them the means to grow and thrive

More support for small business and Revitalizing downtown

Waste water monitoring

Don't turn off the gas lines to the Elk Ridge Mobile home area of town.

Building AFFORDABLE housing. My fiancé and I both work for the lab and yet buying a home seems unattainable. We don't want to rent for the rest of our lives.

Stop wasting money on the golf course, create actual affordable housing

Downtown redevelopment with retail and restaurants, not LANL leases!

Diversity in small businesses and restaurants to boost local economy and attract tourism. If another bank goes in I will scream.

Renovate old Smith's area to meet new needs. Stop forcing businesses to encounter large renovations without small business aids.

Keep the uniqueness of Los Alamos - not every building has to be torn down for the new, all the ugly same looking businesses and residential buildings. Schools and roads are bursting with the influx of people. If they live off the Hill, Lab needs to stress that to new hires and figure out more accommodating times/ways of public transportation. Schools need more resources, staff. Small business need to be welcomed and not made to go through hoops - no eating establishments as well as none open on weekends when tourists visit - hard to promote that aay as well as embarrassing.

roof/cover for the ice rink

Mountain biking flow trail

Bike path from north community to downtown

Finding use for abandoned buildings

County needs to force lab back across the bridge to make housing and business spaces available

Make ALL of diamond drive FOUR lanes again. Seriously, why was that ever a good idea?

Fiber to the home broadband service

Residential/business space

New Arts and Theater combined space.

Redevelop either the airport or the golf course for housing - both are money pits serving a minority of the population

Tear down buildings that cannot be used so that at least the land is more attractive for sale - and do it more quickly. Lean on those who own the property to get it cleaned up and ready for use. The area coming into town is STILL an eyesore after years!

Direct Capital Investment in and subsidy of affordable housing projects in the County

Sidewalks from elk ridge to lab. Kids are going to be killed walking that to school.

More grocery stores or businesses

Don't know

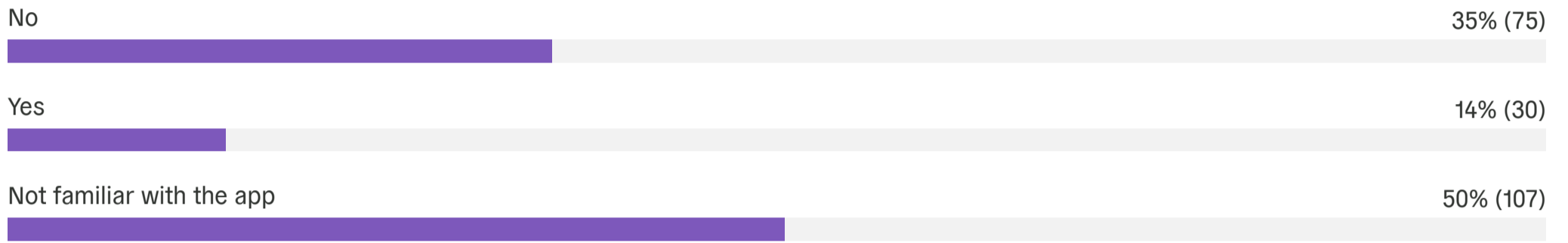
Small businesses

Just an fyi that this town was managed way better when the Univ of Calif managed the Lab. In my opinion, horrible management the past 20/25 years!!!

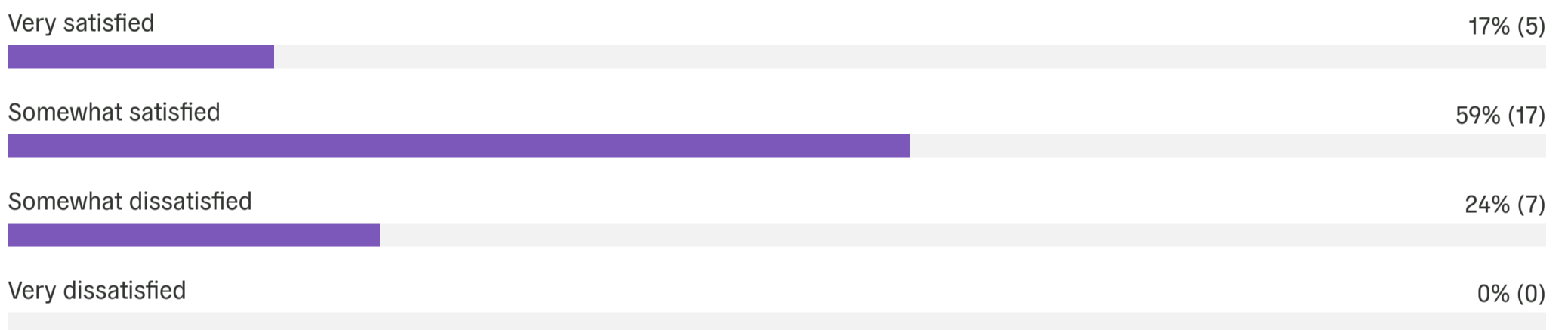
ALL NEW COUNTY COUNCIL

- Walking/hiking/Biking trails/paths
- Neighborhood park in Ponderosa Estates
- New Ice Rink
- Develop the old CB Fox building and bring in more retail stores!!
- Another neighborhood
- Ice rink improvements.
- Now income housing

**Have you downloaded and/or used the Los Alamos Now app?**



**How satisfied are you, if it all, with the app's ease of navigation and use?**



**Please provide ONE suggestion on how we can improve the Los Alamos Now app:**

Not sure - I just found it easier to find what I needed on the website.

Too many clicks to get anything done.

More divisions for work requests

When I've tried to submit things it just glitches and doesn't do anything. I've deleted and redownloaded it just doesn't work for me.

No suggestions for LA Now. I prefer to use the County's website for all the features provided by LA Now. However, I would really like to see the 'Report Issue' feature readily available on the County's website.

User friendly --

NA

Ability to raise an issue of any type

NA

add content

Better and more accurate info on certain parks

None

Have it remember my account numbers so it's faster and easier then to have to enter it every time

Easier to find the roll chart & recycling calendar.

It would be great if it had more information about the activities going on around town. I would love to see it be more of a "one stop shop" - it might take you to other websites/apps, but I would love to see it actually fulfill it's name: Los Alamos NOW - tell us what is going on NOW (schools, community, how to get a permit for a garage sale with a link....etc.)

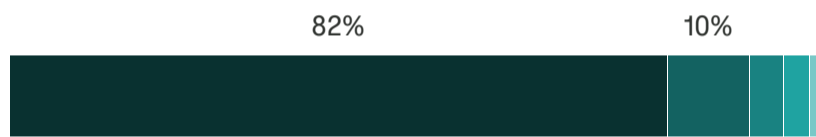
**In general, how many times do you:**

| Question  | Several times a day | Once a day | A few times a week | Every few weeks | Less often or never | Don't know |
|---|---------------------|------------|--------------------|-----------------|---------------------|------------|
| Access the internet from your home using a computer, laptop, or tablet computer | 82%                 | 10%        | 4%                 | 3%              | 1%                  | 0%         |
| Access the internet from your cell phone  | 84%                 | 9%         | 4%                 | 1%              | 2%                  | 0%         |
| Visit social media sites such as Facebook, Twitter, Nextdoor, etc.              | 57%                 | 18%        | 8%                 | 6%              | 12%                 | 0%         |
| Use or check email  | 80%                 | 17%        | 2%                 | 1%              | 0%                  | 0%         |
| Share your opinions online  | 7%                  | 5%         | 17%                | 20%             | 50%                 | 0%         |
| Shop online   | 15%                 | 10%        | 42%                | 30%             | 3%                  | 0%         |

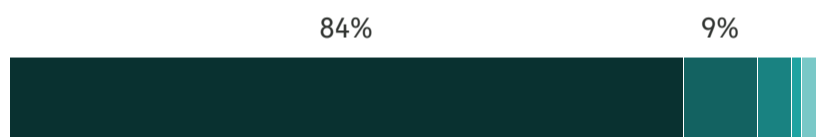
Expand all / Collapse all



Access the internet from your home using a computer, laptop, or tablet computer



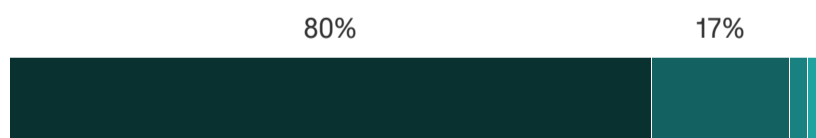
Access the internet from your cell phone



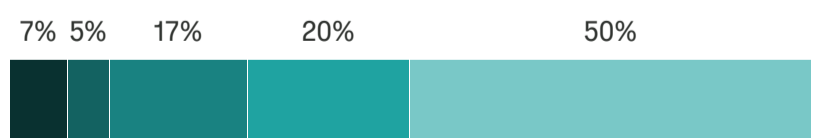
Visit social media sites such as Facebook, Twitter, Nextdoor, etc.



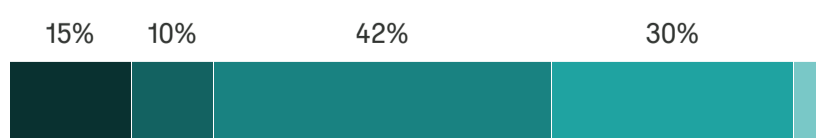
Use or check email



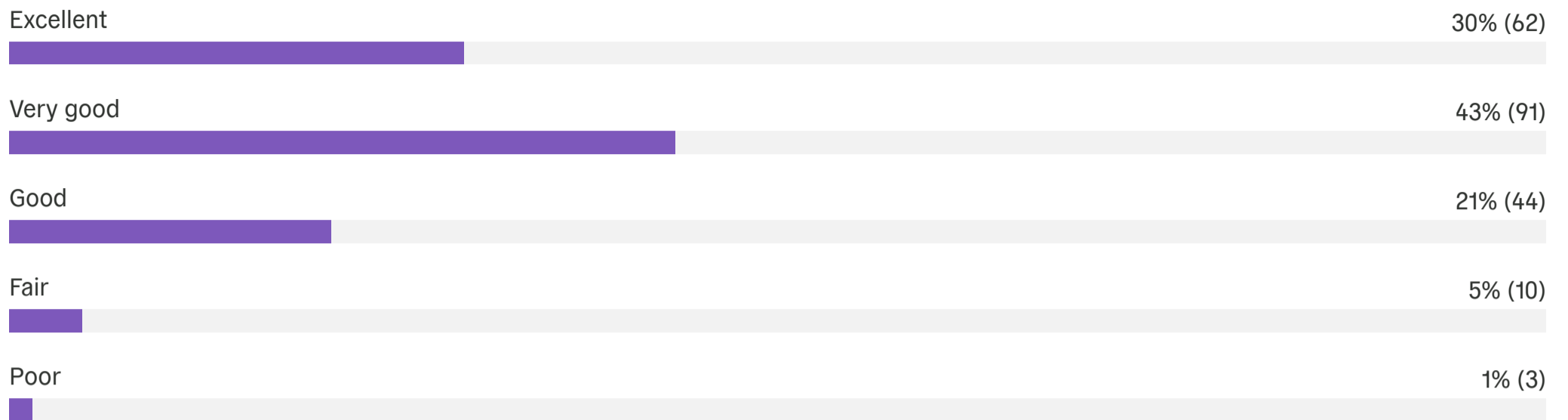
Share your opinions online



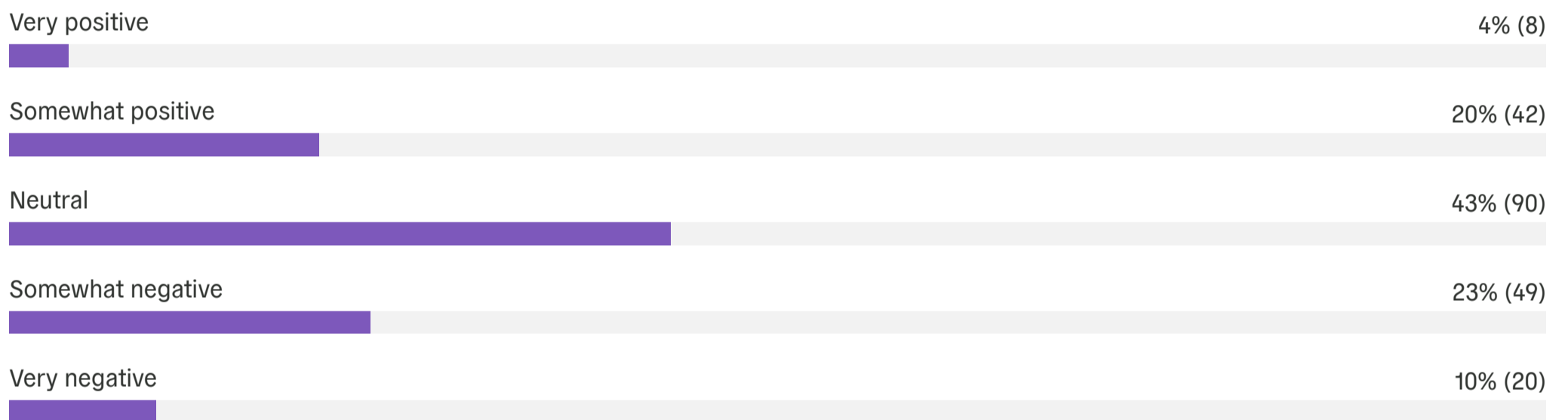
Shop online




**Please rate your overall health.**



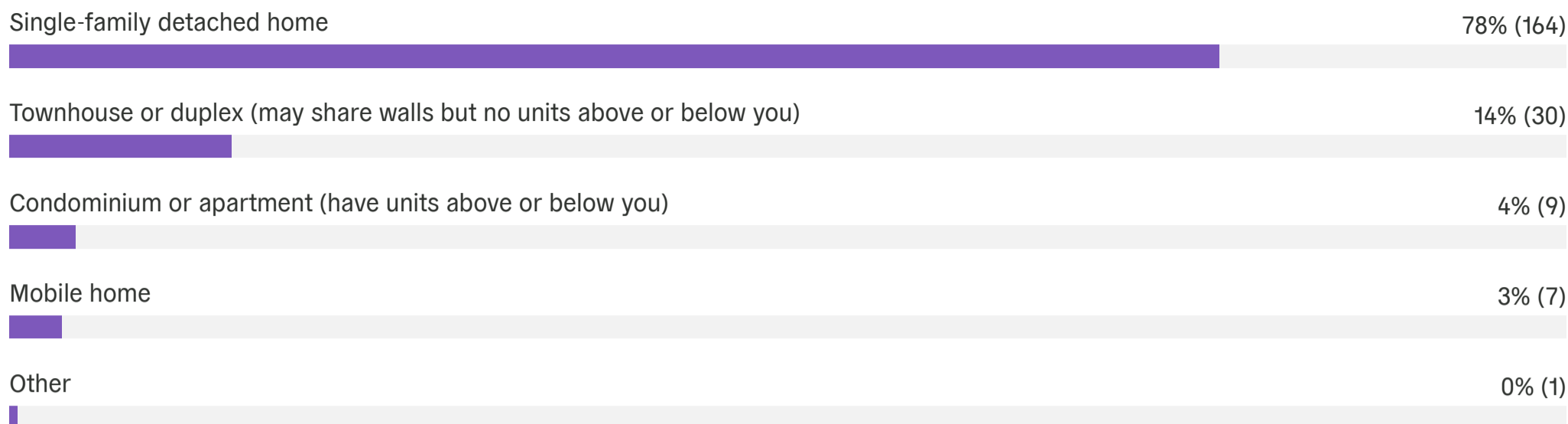
**What impact, if any, do you think the economy will have on your family income in the next 6 months? Do you think the impact will be:**



**How many years have you lived in Los Alamos County?**



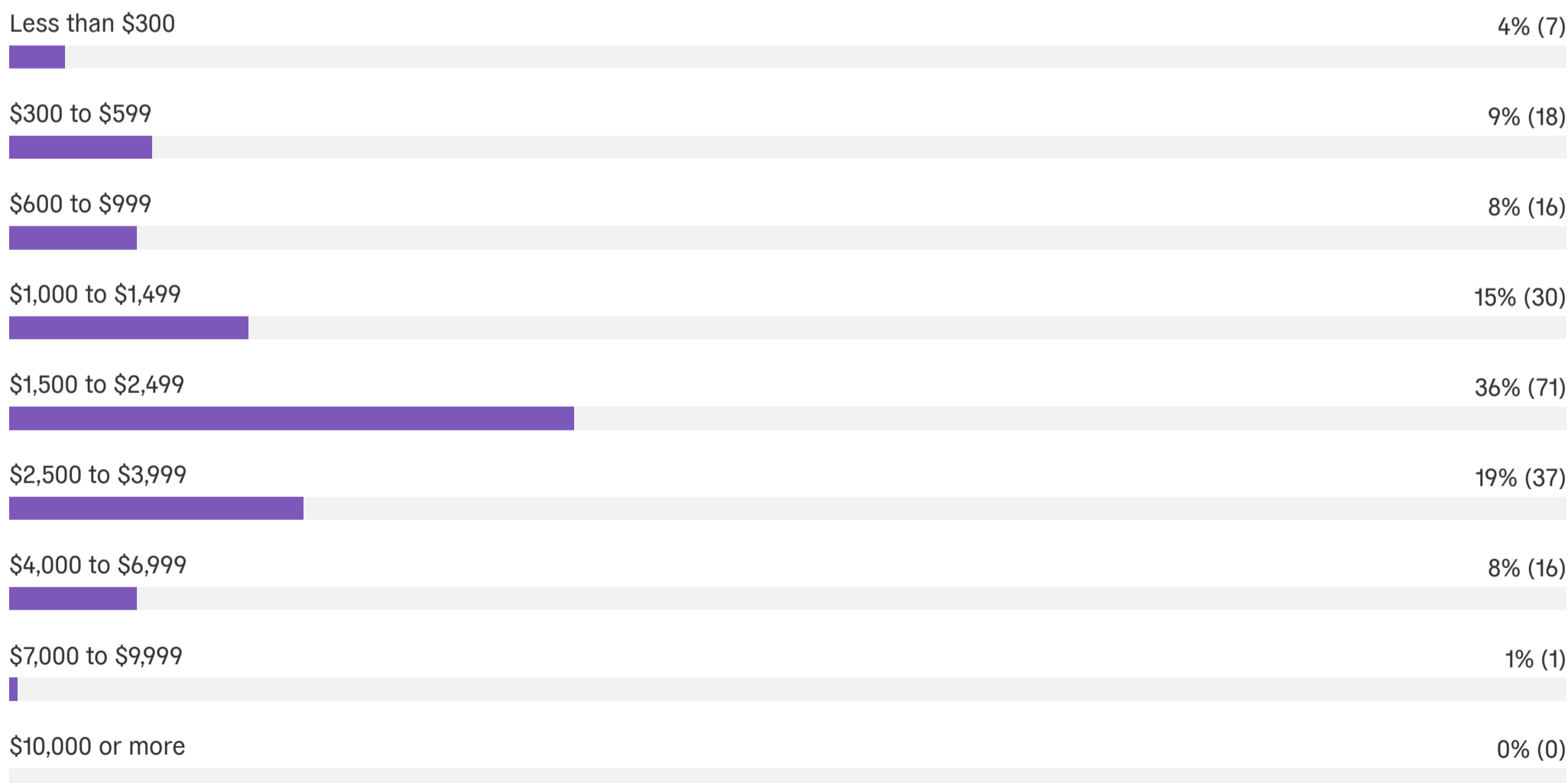
### Which best describes the building you live in?




### Do you rent or own your home?



### About how much is your monthly housing cost for the place you live (including rent, mortgage payment, property tax, property insurance and homeowners' association (HOA) fees)?



**Do any children 17 or under live in your household?**



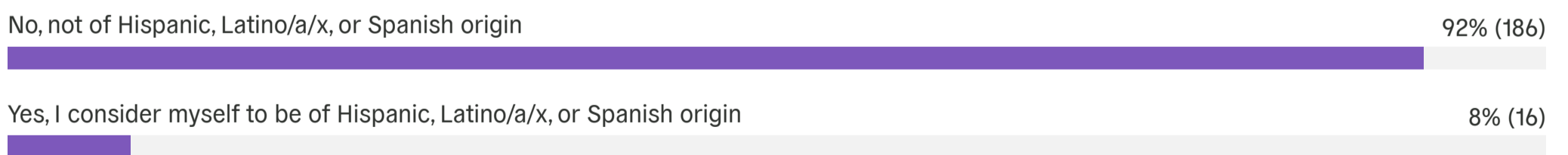
**Are you or any other members of your household aged 65 or older?**




**How much do you anticipate your household's total income before taxes will be for the current year? (Please include in your total income money from all sources for all persons living in your household.)**



**Are you of Hispanic, Latino/a/x, or Spanish origin?**




**What is your race? (Mark one or more races to indicate what race you consider yourself to be.)**



**In which category is your age?**



**What is your gender?**





**How did you hear about this survey? (Select all that apply.)**